



The Academy



KANA HEALTH GROUP

13 CPD accredited courses

Aesthetic & Restorative
Dentistry

2025

Brochure

Join us in 3 ways

- 1 year Diploma
- 3 course mini-series
- 1 day individual course

EduQual
Level 7



The Academy

KANA HEALTH GROUP

The Kana Dental Academy has one simple aim: to connect the greatest speakers in the UK with the most eager and progressive minds in the country.

The idea of the KDA was conceived when we realised there was a void in teaching courses within the middle of the UK. So much is focused in or around London or north of the Midlands and though this is wonderful for delegates based in these areas, it is not ideal for everyone else.

Our eventual mission will be to ensure no UK-based delegate wanting a postgraduate dental degree, will have to travel more than an hour to obtain it. This will allow progression for those with young families, for example, and open up endless career possibilities without sacrificing on a work-life balance. We believe this is achievable without compromising on the content being taught.

The Kana Dental Academy

SUCCESS STORIES



KANA HEALTH

"To provide excellent care within an environment that supports professional progression"

The Academy
KANA HEALTH GROUP

The Academy
KANA HEALTH GROUP
Dr. Harshil Mazay

honors on the
 practical elements
 Diploma in
 Endodontics

The Academy
KANA HEALTH GROUP
Dr. Caroline Bunting

Let the
 completion of this program
 award you a PG Diploma in
 Excellence & Restorative Dentistry
 2023



The Academy



KANA HEALTH GROUP

SUCCESS STORIES





The Academy

KANA HEALTH GROUP

Friday 25th April 2025

Dr Shiraz Khan
Dr Harmeet Grewal

Click and Cover: **Photography and Rubber Dam**
Take Beautiful Clinical Photography and Isolate like a Pro

Friday 6th June 2025

Dr Nikhil Oberai
Dr Roshwin Pereira Carvalho

Implants: Screw it!
Fundamentals of **Implant Dentistry**

Saturday 7th June 2025

Dr Koray Feran

Treatment Planning: Become worth it!
Understand the value of your time and charge appropriately

Friday 8th & Saturday 9th August 2025 (2 DAY)

Dr Nik Sethi
Dr Elaine Mo

EleVate your Composites
Become masters of **anterior and posterior composites**

Friday 12th September 2025

Dr Inés Frühbeck

Aligner Orthodontics: Brace Yourself
Understand why and when to use Aligners in Orthodontics

Friday 19th September 2025

Dr Boota Singh Ubhi

Top Gum: Hands-on **periodontal** surgery including Crown Lengthening

Saturday 20th September 2025

Dr Shaam Shaamsi

Risky Matters with Dr Sham Shaamsi
Tips to try and prevent and deal with **medico-legal** issues

Friday 3rd October 2025

Dr Chris Waith

Teeth Out: **Oral Surgery Masterclass**
Oral Surgery hands-on skills from a Master

Saturday 4th October 2025

Dr Mahul Patel

Jedi ASM: **Anterior Smile Makeovers**
Anterior Preps and Temporisation

Friday 14th November 2025

Dr Corneliu Gherasim

Endodontics: Simpler, Faster, Better
See the newest and most predictable techniques in Endodontics

Saturday 15th November 2025

Dr Sanjay Sethi
Dr Nik Sethi

EleVate your Posterior Ceramics
Indirect Posterior Dentistry from the EleVate team

Date TBC

Shaz Memon
Dr Jas Gill
Dr Milad Shadrooh

Talk the Talk & Walk the Walk
Communication and Social Media with the best in the business

Date TBC

Dr Jaz Gulati

No Nonsense **Hands-on Occlusion**
Occlusion in day-to-day dentistry

1 day course £499

2 day course £995

3 course mini-Series £1495

1 Year Diploma £8995



CLICK AND COVER: PHOTOGRAPHY AND RUBBER DAM

AIMS

This course provides the dentist with ability to isolate teeth using rubber-dam techniques appropriately and with confidence. It also offers the opportunity to learn how to take appropriate digital photographs which will aid in treatment planning, presentations to patients and reflection of your own work.

OBJECTIVES

- Be able to select a suitable digital camera
- How to set up a digital camera for dental clinical photography
- How to take the most appropriate views
- How to take clear and accurate images
- How to edit any digital photographs taken
- Understanding rubber dam equipment and clamp selection
- How to isolate multiple teeth
- How to use floss ligatures on multiple teeth
- Isolating teeth with difficult access
- Obtaining Inverted margins



DR SHIRAZ KHAN
DR HARMEET GREWAL



IMPLANTS: SCREW IT!

FUNDAMENTALS OF IMPLANT DENTISTRY


AIMS

To provide the dentist with a sound understanding of dental implant case selection. This will also include an understanding of the skills or techniques necessary to surgically place a dental implant. The participants will be able to take either digital or traditional impressions of a dental implant and be able to restore an implant successfully using a screw or cement retained technique. They will also be able to monitor a dental implant and be able to distinguish between a successful, failing or failed implant.

OBJECTIVES

- To understand the terminology involved in dental implantology
- To create an awareness of the case selection for this treatment modality
- To be able to distinguish between a simple or complex implant case
- To appreciate the medical risks involved
- To understand the steps involved with dental implant treatment
- To understand the different implant based restorative options
- To understand the different techniques of implant impression taking
- To understand lab communication for a single implant crown
- To be able to fit a screw/cement retained implant crown
- To be able to review a dental implant

DR NIKHIL OBERAI
DR ROSHWIN PEREIRA CARVALHO



TREATMENT PLANNING: BECOME WORTH IT!


AIMS

To teach the basics of patient-centred case management for the dentist and give a realistic understanding of the time and costs associated with fee setting and providing high level dental care in private practice.

OBJECTIVES

- How to ensure that sufficient patient data is collected before and during a new patient consultation as efficiently as possible
- Collect and collate data for treatment planning purposes
- Understand the real costs of time spent when treatment planning and communicating with our patients outside surgery hours to ensure a better work-life balance
- Understand the basics of the consent process and GDC standards and therefore ensure that the communication and consent process is valid
- Streamline the documentation, communication and consent process using modern GDPR-compliant methods including; secure form design and digital signing of documents in order to save time and energy and prevent miscommunication when maintaining records

DR KORAY FERAN



ELEVATE YOUR COMPOSITES BECOME MASTERS OF ANTERIOR AND POSTERIOR COMPOSITES

AIMS

To provide dentists with the techniques for appropriate and conservative cavity design, placing adhesive restorations in the correct manner, when and how to consider injection moulding for an efficient build up protocol and eliminate black triangles in the aesthetic zone using clear matrices.

OBJECTIVES

- To learn how to address real clinical challenges when dealing with small failing class III cavities and ensuring provision of an aesthetic, blended, high lustre restoration eliminating white lines
- Learn to create an adhesively designed cavity preparation for longevity of your new restoration
- To understand how to deal with asymmetric teeth proportions directly
- To understand the use of heated injection moulding technique and a structured shaping protocol for natural looking restorations

DR ELAINE MO
DR NIK SETHI





ALIGNER ORTHODONTICS: BRACE YOURSELF

AIMS

The general dentist will be able to assess, diagnose and provide basic aligner therapy. They will understand the role of aligners in orthodontics in conjunction with the advantages and limitations.

The hands-on component will enable the delegates to feel more competent in providing the basic units of treatment involved in aligner orthodontics which include the placement of attachments, interproximal reduction, and intraoral scanning.

OBJECTIVES

- To have a basic understanding of different malocclusions
- Learn treatment planning protocols using clear aligners
- To be competent in case selection for aligner treatment, identify cases that need to be referred
- To understand basic aligner mechanics and how to plan predictably
- To feel confident in performing IPR, place attachments and use a digital intraoral scanner
- Learn how to provide predictable retention and stability following aligner therapy



DR INÉS FRÜHBECK




AIMS

Delegates will learn how to effectively diagnose and manage gingival asymmetry, altered passive eruption and "gummy smiles". To carry out digital smile design exercises on real life examples using various software. To discuss surgical decision making, suturing techniques and problem solving.

OBJECTIVES

- To review the potential causes of gingival asymmetry
- To appreciate the prosthodontic and surgical treatment planning of gingival asymmetry.
- To practice digital smile design on various clinical examples
- To review surgical decision making
- To practice microsurgical techniques and advanced suturing techniques

DR BOOTA SINGH UBHI





RISKY MATTERS: MEDICO - LEGAL

AIMS

To provide the learner with raising awareness of the medico-legal pitfalls in dentistry and implementing risk management tips to avoid litigation and complaints

OBJECTIVES

- Identifying these key areas in risk management and to enable clinicians to become more risk averse by implementing these key areas of risk management.
- To look at what constitutes the essential components of dental record keeping, the importance of contemporaneous notes and documenting consent
- What constitutes a complaint and how an adverse outcome can arise. The steps that are taken to master a complaint and ensure patients remain part of that service recovery

DR SHAAM SHAMSI





TEETH OUT: ORAL SURGERY MASTERCLASS

AIMS

To re-establish the key principles with regards to oral surgery in dental practice. A complete guide from safe surgical planning, to using the most appropriate instruments in the correct way and finally dealing with complications.

OBJECTIVES

- Expand their medical knowledge and apply it to their assessment of patients, and discuss common anxieties such as use of bisphosphonates and bleeding
- Identify appropriate surgical instrumentation and how to use them effectively
- To revise common local anaesthetic techniques, look at reasons why these might fail and how to change your plan accordingly to achieve success
- To look at oral anatomy and how it might change our local anaesthetic and surgical techniques
- To understand the range of instruments and materials (including sutures and hemostats) available to the surgeon and the best way to use them
- Establish a systematic approach of progressing through simple to more difficult surgical extractions
- To review basic exodontia techniques (luxators, couplands and forceps)
- To progress on to simple surgicals (tooth sectioning, principles of flap design, flap raising, bone removal and suturing)
- Understand the use of antimicrobials and analgesics in a rational and evidence-based way
- Be able to identify key red flags and when it is not appropriate to perform oral surgery in general practice

DR CHRIS WAITH





JEDI ASM: ANTERIOR SMILE MAKEOVERS

AIMS

To understand the principles of producing aesthetic anterior indirect restorations.

The dentist will be introduced to the correct planning and designing methods, be shown how to temporise appropriately in the aesthetic zone and have hands-on veneer preparation practice.

OBJECTIVES

- Identify current materials used for indirect full and partial coverage restorations for anterior teeth, highlighting their indications and limitations
- Understand preparation and restoration design in relation to these materials
- Revise basic parameters of full veneer crown preparation and develop these principles for other restoration preparation designs
- Discuss clinical cases of impression taking and temporisation
- Discuss clinical cases of adhesive bonding stages and cementation of ceramic restorations



DR MAHUL PATEL



ENDODONTICS: SIMPLER, FASTER, BETTER

AIMS


To provide the delegate with the tools and knowledge to carry out the latest endodontic procedures confidently

OBJECTIVES

- How to predictably obtain an accurate working length
- How to carry out instrumentation of the canals
- Learn about the latest irrigation and obturation techniques



DR CORNELIU GHERASIM



ELEVATE YOUR POSTERIOR CERAMICS: INDIRECT POSTERIOR DENTISTRY FROM THE ELEVATE TEAM

AIMS

The dentist will understand the biological requirements of a broken tooth, key differences with preparation methods and provide the most appropriate core, cementation and occlusal assessment.

OBJECTIVES

- To establish a quick and accurate pre-operative occlusal analysis to form the basis for your preparation design
- Understanding the biological requirements of a broken tooth, and also the material requirements with composite and ceramic.
- To introduce the preparation design, identifying the various margin types (contact lens and traditional shoulder) used according to the thickness of enamel and dentine
- To go through the bonding protocol for long term adhesive success and the use of heated composite for excellent aesthetic success and easy clean up
- To show the use of PTFE as a cement trap to reduce clean up time
- Precision adjustments of contacts to maintain morphology and provide natural functional harmony
- Achieving high quality adhesion and a mini core build up to seal the dentine, block undercuts and deep margin elevation
- Taking a high-quality analogue and digital impression
- Post-cementation polishing and occlusal assessment

DR SANJAY SETHI
DR NIK SETHI





COMMUNICATION AND SOCIAL MEDIA WITH THE BEST IN THE BUSINESS

AIMS

To teach the fundamentals of communication for the modern dentist.

This includes building your own brand and digital presence, marketing yourself internally and externally. Understanding the power of good communication and how to utilise this to your advantage

OBJECTIVES

- To learn how to brand yourself
- Develop self-confidence and a positive attitude for your career in dentistry
- Understand the importance of a digital presence and how to gain this for yourself
- Understand what makes a loyal fan base and develop the tools to grow your own
- Understand the power of non-verbal communication and how to utilise this to your advantage
- Grasp the key aspects for ethical and efficient sales and communication
- Complaint prevention and handling
- Know the power of reviews and how to ask for them

SHAZ MEMON
DR JAS GILL
DR MILAD SHADROOH





NO NONSENSE HANDS-ON OCCLUSION

AIMS

The course will provide the dentist with a risk-based, structured approach to the assessment and management of occlusion in everyday practice. There will be live demonstrations of the assessment of occlusion and the record-taking techniques to ensure reproducible and predictable lab made restorations.

OBJECTIVES

- To understand the principles of occlusion in relation to everyday dentistry
- To be able to perform a pre-restorative assessment of occlusion so to achieve predictable restorative results
- To be able to discern when to conform and to reorganise occlusion
- To understand the basics of splint therapy, the role of the TMJ, different schools of thought and an experience-based approach to splint therapy for the general dentist

DR JAZ GULATI



12 MONTH DIPLOMA PROGRAMME IN AESTHETIC & RESTORATIVE DENTISTRY

THE KANA DENTAL ACADEMY BRINGS YOU A DIPLOMA IN AESTHETIC & RESTORATIVE DENTISTRY AT OUR TRAINING SUITE BASED IN NORTH MILTON KEYNES

The Kana Dental Academy has carried out in-depth research on similar courses currently offered nationwide and are proud to offer a unique array of topics for our Aesthetic and Restorative Dentistry Diploma.

HANDS-ON AND REAL-LIFE, USABLE SKILLS

We've all been there: you attended a course on a Saturday, but by Monday morning, your mind has gone blank and you're unable to apply your knowledge in a meaningful way. This is usually due to two reasons; there were not enough opportunities for practice, or a support system was not in place. Here at The Kana Dental Academy, we are proud to offer practice-orientated training for each of our courses. Unparalleled support will be available not only during, but after the programme, so you will get the most out of your learning.

TRAINING CENTRE FACILITIES

- State of the art training facility
- Comfortable seating and workspace
- Large projector and surround sound system
- Two wide screen TVs for presentation
- Ideal set up for hands-on demonstrations
- Free parking for delegates
- Coffee, refreshments and lunch provided by renowned local caterers
- 10-minutes from Milton Keynes Central Station

HOW DO WE ASSESS YOU DURING THE PROGRAMME?

3 WAYS IN WHICH WE ASSESS



REFLECTIVE LOG

Detailing your experiences with regard to your learning process



CASE PORTFOLIO

Create a case that incorporates and showcases the majority of your learning



MCQ'S

Simple MCQ's at the end of each unit

ASSESSMENTS FOR THE DIPLOMA

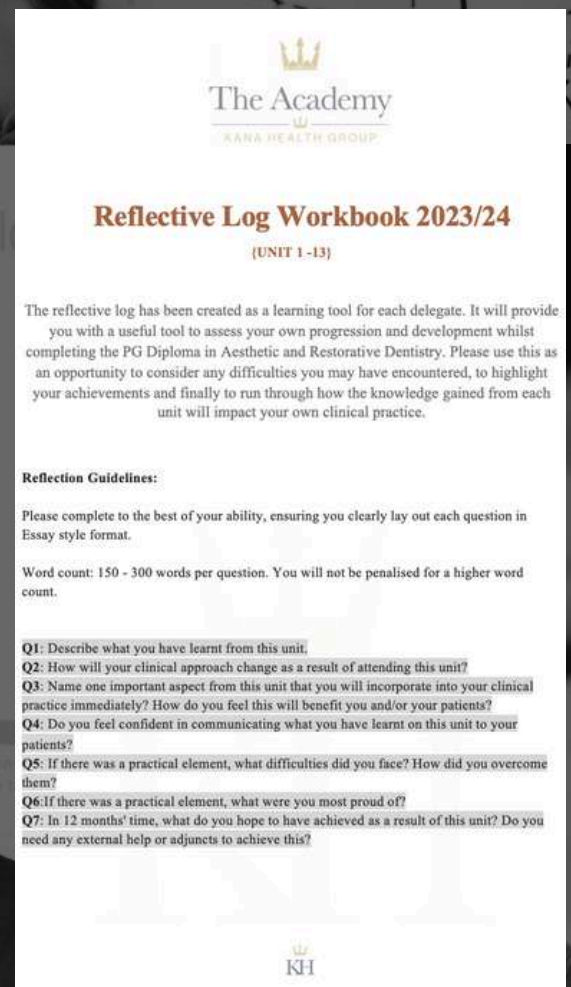
MULTIPLE CHOICE QUESTIONS (MCQs)

At the end of each face-to-face lecture you will be asked to complete a short series of MCQs based on the content you have just received. These will be collected on the same day and recorded as part of your assessment.

REFLECTIVE LOG

The reflective log has been created as a learning tool for each delegate. It will provide you with a useful tool to assess your own progression and development whilst completing the PG Diploma in Aesthetic and Restorative Dentistry. Please use this as an opportunity to consider any difficulties you may have encountered, to highlight your achievements and finally to run through how the knowledge gained from each unit will impact your own clinical practice.

Each delegate will be provided with their own unique workbook located within DropBox. Here you will be asked to complete a word document which asks you a series of questions related to how you have progressed and developed. This needs to be completed within a month of attending the face-to-face lecture.



An example of a typical reflective log questionnaire is shown above

CASE PORTFOLIO

All delegates on the Diploma in Aesthetic and Restorative Course are invited to submit one case within their portfolio to the Kana Dental Academy.

It should be in a PDF format and will showcase the knowledge the delegates have gained during their time on the diploma and their confidence in providing the highest level of dentistry. It should detail the assessment and treatment planning options for a patient-based outcome, as well as evidence-based written discussion of advantages and disadvantages of all treatment options.

A minimum of 4 units from the list below should be clearly identified within your case, and a detailed explanation of how these units enhanced the treatment outcome for the patient should be noted.

Unit 1: Communication & Marketing in Dental Practice

Unit 2: Principles of Occlusion in General Dental Practice

Unit 3: Isolation and Digital Photography in General Dental Practice

Unit 4: Medico- Legal

Unit 5: Artistic Periodontics

Unit 6: Dental Implants in General Practice

Unit 7: Elevate your composite Artistry

Unit 8: Aligner Orthodontics

Unit 9: Fundamentals of Endodontics

Unit 10: Treatment Planning

Unit 11: Anterior Preparation and Cementation

Unit 12: Practical Skills in Oral Surgery

Unit 13: Elevate your Posterior Ceramic Dentistry

EACH PATIENT CASE SHOULD INCLUDE THE FOLLOWING:

1. Patient details (ensure that patient anonymity is maintained. The use of the patient's initials are fine)
2. Medical history
3. Dental history
4. Social history
5. Extra-oral examination
6. Intra-oral examination
7. Dental charts including teeth and periodontal tissues
8. Occlusal assessment
9. Clinical photographs
10. Diagnostic radiographs
11. Diagnosis (including how this was communicated with the patient)
12. Prognosis (including how this was communicated with the patient)
13. Dental Implant assessment if relevant
14. Treatment planning options, including all relevant advantages and disadvantages (including how this was communicated with the patient)
15. Preferred treatment option chosen by the patient with reasoning
16. Discussion of the case including progression of treatment. This can be written and/or presented in the form of a series of clinical photographs
17. A discussion of whether the initial aims of the patient were met and of any challenging issues that arose during the treatment and how these were overcome

The information can be provided in short-hand or a list format. Please ensure descriptive details are given where needed and all information provided is presented in a clear, concise manner.

The discussion of the case should include all advantages and disadvantages of treatment options provided and the reason for the chosen treatment option.

If you require any assistance or have any questions regarding the case portfolio, please email our course leads Dr Kaival Patel, Dr Roshwin Pereira Carvalho and Dr Ryan Cowden at info@kanadentalacademy.com

CPD Accredited Courses
AESTHETIC & RESTORATIVE
DENTISTRY

3 Course Mini - Series

3 COURSE MINI - SERIES

COMPOSITE ARTISTRY MASTERCLASS

Click and Cover: **Photography and Rubber Dam** Take Beautiful Clinical Photography and Isolate like a Pro

Elevate your Composites. Become masters of **anterior and posterior composites**

Elevate your Posterior Ceramics Indirect Posterior Dentistry from the Elevate team.

ORAL SURGERY MASTERCLASS

Top Gum: Hands-on Periodontal Surgery. Hands-on **periodontal surgery** including Crown Lengthening

Implants: Screw it! Fundamentals of **Implant Dentistry**

Teeth Out: **Oral Surgery Masterclass**. Oral Surgery hands-on skills from a Master

THE THERAPIST SHORT COURSE

Talk the Talk & Walk the Walk **Communication and Social Media** with the best in the business

Click and Cover: **Photography and Rubber Dam**. Take Beautiful Clinical Photography and Isolate like a Pro

Elevate your Composites. Become masters of **anterior and posterior composites**



CPD ACCREDITED COURSES

HOW TO ACCESS YOUR CPD FOLLOWING YOUR COURSE

Upon completing your chosen set of courses, you will receive a CPD certificate via email recognising your commitment and dedication to maintaining and advancing your professional knowledge and skills.

Accredited and recognised within the industry our CPD certificates are a valuable addition to your dental portfolio.

Join us and take the next step in your professional journey with confidence.





CONTACT US



REGISTER TODAY



EMAIL

info@kanadentalacademy.com



WEBSITE

www.kanadentalacademy.com



WHATSAPP

07739468467



The Academy



KANA HEALTH GROUP